



School Profile Report
2012-13
(school survey data)
HENRY FORD EARLY COLLEGE HIGH SCHOOL
Henry Ford Community College
Dearborn Heights, MI

revised June 2013

Middle College National Consortium (MCNC) Early Colleges aim to provide students with opportunities and support to access college courses and graduate high school with a significant number of college credits.

This report highlights school demographic and program design features from the 2012-13 school year, as well as information on the graduates from the previous school year. These data are based on responses from the Early College High School Initiative School Survey, administered by Jobs for the Future between December 2012 and January 2013.

MCNC data project member schools participate annually in three MCNC data activities – School Profile Survey, College Transcript Study, and Graduating Student Survey. School level and MCNC aggregate data and reports are shared and reviewed at the annual MCNC winter and summer conferences, and are intended to help schools make good data-driven decisions.

NCREST
Teachers College, Columbia University

List of Tables and Figures

I. School Demographics

- School Location
- Gender
- Race/Ethnicity
- Lunch Status
- First Generation
- Average Daily Attendance
- Administration and Faculty

II. Support Services

- Student Supports Programs
- Formal Activities Offered For Parents

III. School Admissions

- Student Admissions Data
- Admissions Acceptance Rate
- Admissions Enrollment Rate
- Admissions Process

IV. College Course-Taking

- Student Enrollment in College Courses
- College Course Location
- College Course Instructors
- College Course Composition
- Advanced Placement (AP) courses

V. 2012 High School Graduates

- Number of High School Graduates
- Average College Credits Earned
- Associate's Degree Completion Rate
- College Credits Attainable
- College Credits Earned
- Postsecondary Enrollment

VI. College Partnership

- College/University Partner
- Partnership Agreement
- College Liaison

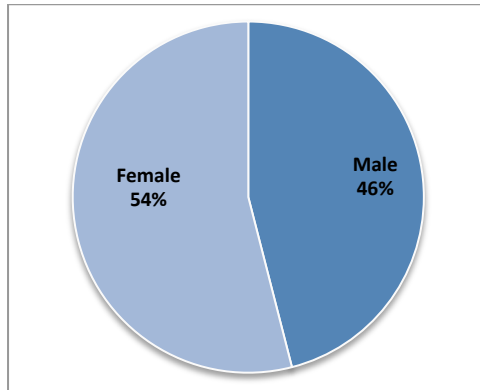
I. School Demographics

School Location

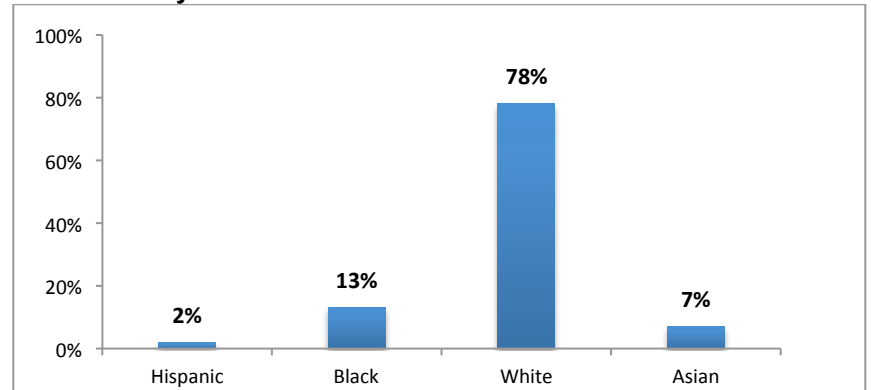
School	City	State	School District
Henry Ford Early College High School	Dearborn Heights	MI	Dearborn City

Profile for the entering 2012-13 class (Gender, Race/Ethnicity, Lunch Status, First Generation, LEP, IDEA)

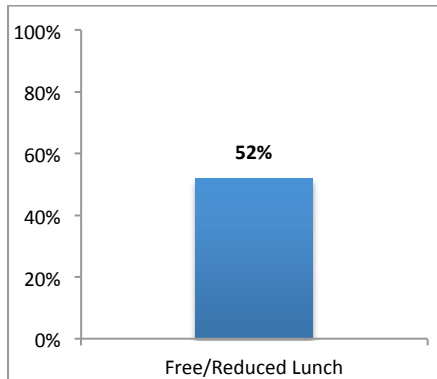
Gender



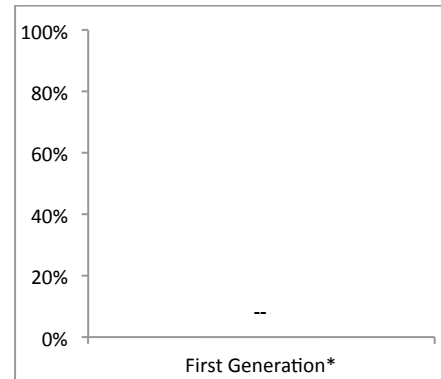
Race/Ethnicity



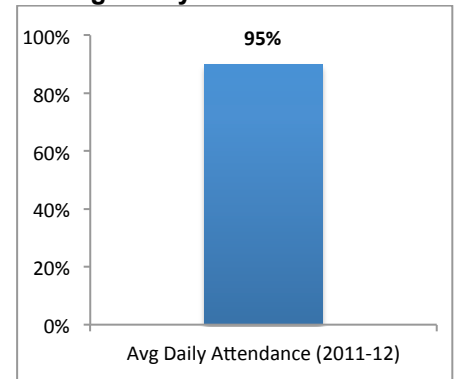
Lunch Status



First Generation



Average Daily Attendance



*Schools were asked to provide their definition of *First Generation* and the percent of students in this category.

- **Students with Limited English Proficiency (LEP): 0%**
- **Students with Disabilities, as defined by IDEA: 0%**

Administration and Faculty

• Senior school managers	1
• Full-time teachers or guidance counselors	7
• Teachers with 3 or fewer years of teaching experience	2
• Teachers with alternative/additional certification*	7

*Teachers with alternative/additional certification includes National Board of Professional Teaching Standards, Teach for America, regional/local alternative certification programs.

II. Support Services

Student Supports Programs

Type of Student Support offered	Before school	During school	After school	Evenings	Weekends	Summer	Breaks
Formal Tutoring Program			✓				
AVID							
Advisories		✓					
College Skills Center		✓			✓	✓	
Mentoring							
House							
Bridge Courses/Programs							
College Readiness/Skills, Success Classes		✓					
Cohorts of Students receiving common supports together		✓					
Parallel support courses at the high school for college courses being taken by students							
Test Prep (Graduation)							
Test Prep (SAT, PSAT, ACT)		✓					
Test Prep (College entrance exam)		✓					
Other (please specify)							

Formal Activities Offered For Parents

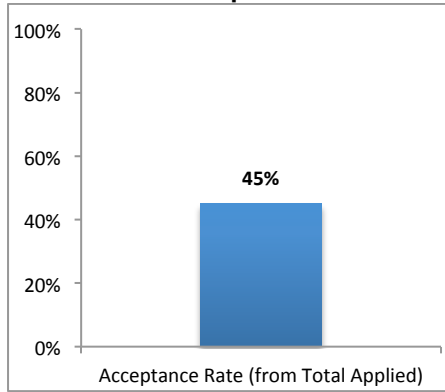
Formal activities are offered for parents.	Yes
• Parent meetings at school	✓
• Meetings between ECS school staff and parents at the parents' home	
• Program to help parents assist students	
• Program to assist parents with academic skills (e.g. GED classes)	
• Program to assist parents with other needs (e.g. social, health)	
• Volunteer opportunities in the school	✓
• College awareness/ Financial aid seminars	✓
• Other	

III. School Admissions

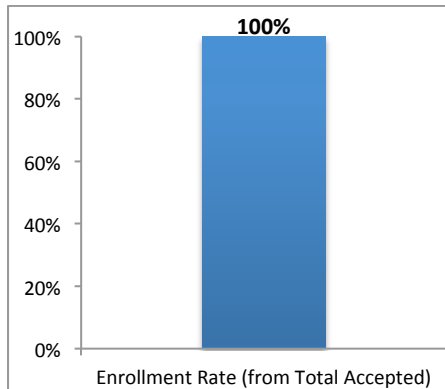
Student Admissions Data

• Number of applicants	120
• Number who were accepted	54
• Number who enrolled	54

Admissions Acceptance Rate



Admissions Enrollment Rate

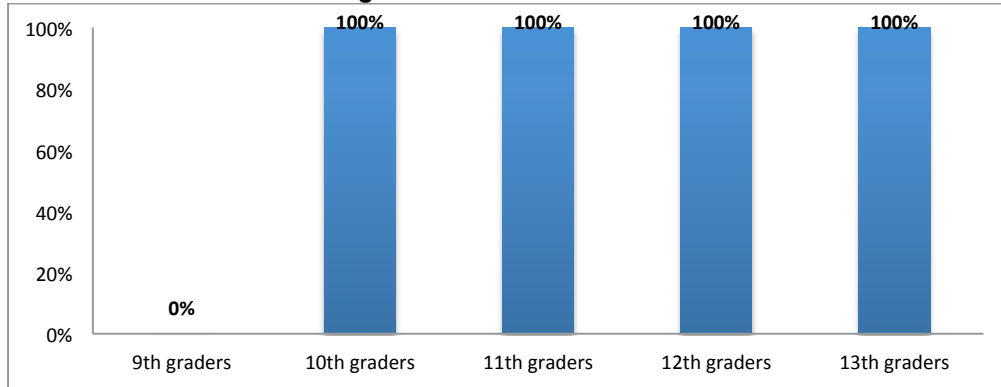


Admissions Process

• Did you accept all the students that applied to your school?	No
• Do you use a lottery to select new students?	Yes
• Do you use student background information (provided through students records, applications, prior school of attendance, and/or letters of reference) to select new students?	Yes
• Do you use anything else to make admissions decisions?	Yes
• Do you use anything else to make admissions decisions? (please specify)	Reading and math scores

IV. College Course-Taking

Student Enrollment in College Courses



College Course Instructors (Majority of courses are taught by...)

• High school and postsecondary instructors co-teach courses	
• High school instructors	
• Postsecondary instructors	✓

College Course Location (Majority of courses are taken...)

• On a two-year college campus	✓
• On a four-year college campus	
• In school's own school building	
• On another school's campus	
• In a non-school building (e.g. office building)	
• Distance Learning	

College Course Composition

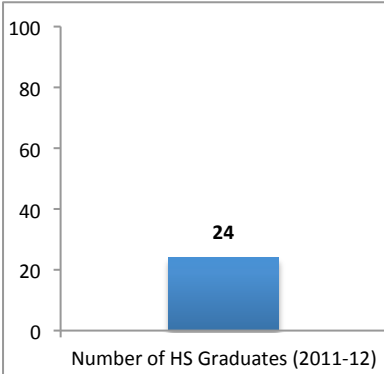
	Primary student enrollment configuration	Some students are enrolled in this way	No students are enrolled in this way
Only ECS students in college classes			✓
Cohorts of ECS students in a class together with other college students			✓
Groups of ECS students in classes with other college students			✓
Individual or a few ECS students attending class with other college students	✓		

Advanced Placement (AP) Classes

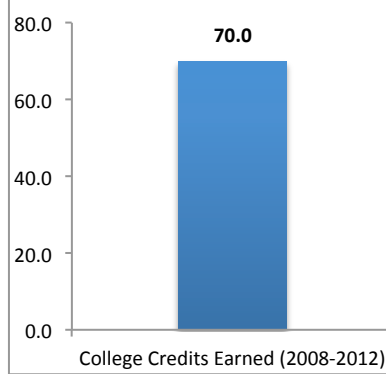
• Does your school offer Advanced Placement (AP) courses?	No
• Total number of students who enrolled in and completed at least one AP course in the 2011-2012 school year	--

V. 2012 High School Graduates

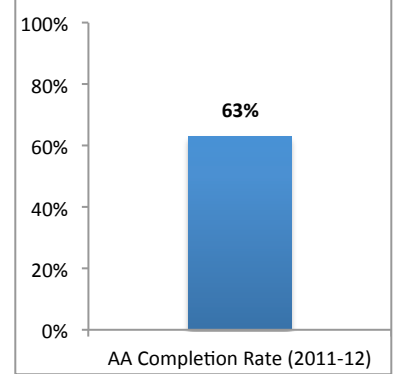
Number of High School Graduates



Average College Credits Earned



Associate's Degree Completion Rate*

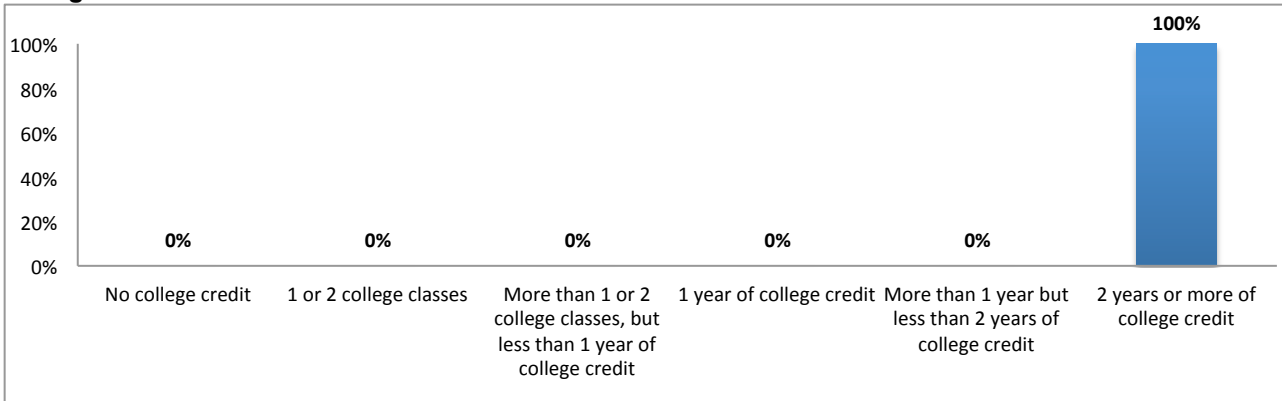


*AA Completion Rate refers to the number of HS Graduates who earned AA Degree.

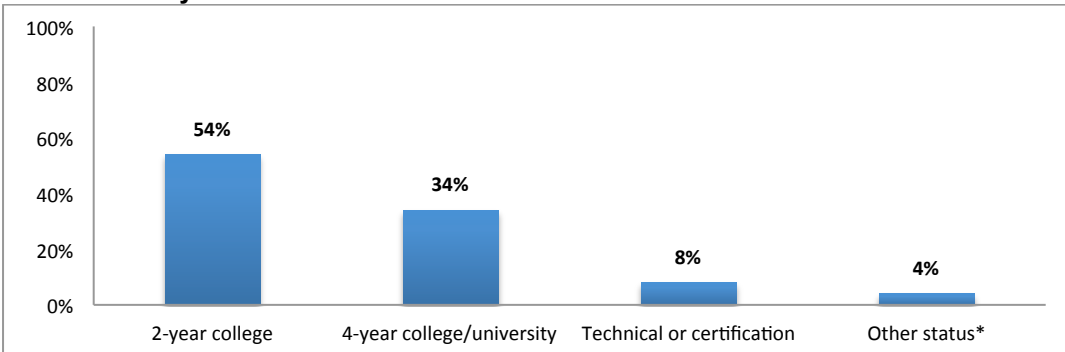
College Credits Attainable

Less than 1 year	1 Year	More than 1 year but less than 2 years	2 years	More than 2 years
				✓

College Credits Earned



Postsecondary Enrollment



*Other Status includes: Not enrolled in postsecondary institution but received Associate's degree or certificate; Not enrolled in postsecondary institution and not received Associate's degree or certification; Status unknown.

VI. College Partnership

College/University Partner

College/University	Institution Type
Henry Ford Community College	Public 2-year

Partnership Agreement

A formal written partnership agreement (e.g. MOU) exists between school and college.	Yes
--	-----

College Liaison

There is a college liaison.	Yes
Aside from being the college liaison, the college liaison fills other job roles.	Yes
• College administrator	
• College counselor	
• College faculty	✓
• Other	
College liaison's allocated time for working with the school.*	
• Full-time	
• Half-time	
• Quarter-time	
• No time specifically allocated	✓
• Other	