



**School Profile Report**  
**2012-13**  
(school survey data)

**HARBOR TEACHER PREPARATION ACADEMY**  
**Los Angeles Harbor College**  
**Los Angeles, CA**

revised June 2013

Middle College National Consortium (MCNC) Early Colleges aim to provide students with opportunities and support to access college courses and graduate high school with a significant number of college credits.

This report highlights school demographic and program design features from the 2012-13 school year, as well as information on the graduates from the previous school year. These data are based on responses from the Early College High School Initiative School Survey, administered by Jobs for the Future between December 2012 and January 2013.

MCNC data project member schools participate annually in three MCNC data activities – School Profile Survey, College Transcript Study, and Graduating Student Survey. School level and MCNC aggregate data and reports are shared and reviewed at the annual MCNC winter and summer conferences, and are intended to help schools make good data-driven decisions.

## **List of Tables and Figures**

### **I. School Demographics**

- School Location
- Gender
- Race/Ethnicity
- Lunch Status
- First Generation
- Average Daily Attendance
- Administration and Faculty

### **II. Support Services**

- Student Supports Programs
- Formal Activities Offered For Parents

### **III. School Admissions**

- Student Admissions Data
- Admissions Acceptance Rate
- Admissions Enrollment Rate
- Admissions Process

### **IV. College Course-Taking**

- Student Enrollment in College Courses
- College Course Location
- College Course Instructors
- College Course Composition
- Advanced Placement (AP) courses

### **V. 2012 High School Graduates**

- Number of High School Graduates
- Average College Credits Earned
- Associate's Degree Completion Rate
- College Credits Attainable
- College Credits Earned
- Postsecondary Enrollment

### **VI. College Partnership**

- College/University Partner
- Partnership Agreement
- College Liaison

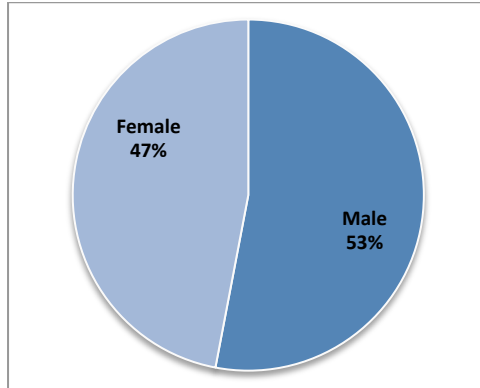
## I. School Demographics

### School Location

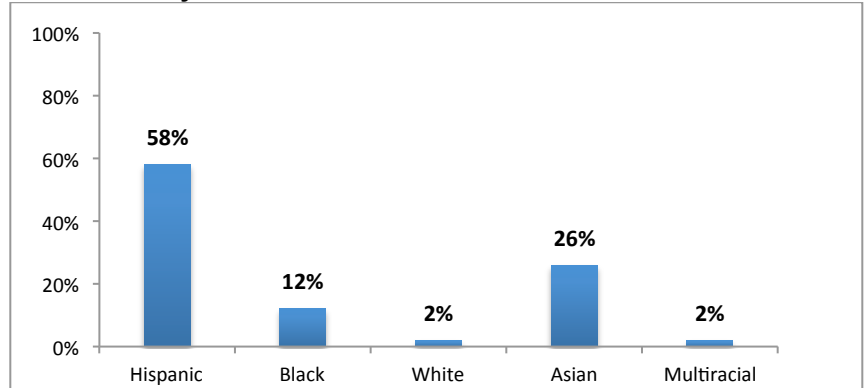
School	City	State	School District
Harbor Teacher Preparation Academy	Los Angeles	CA	Los Angeles Unified School District

### Profile for the entering 2012-13 class (Gender, Race/Ethnicity, Lunch Status, First Generation, LEP, IDEA)

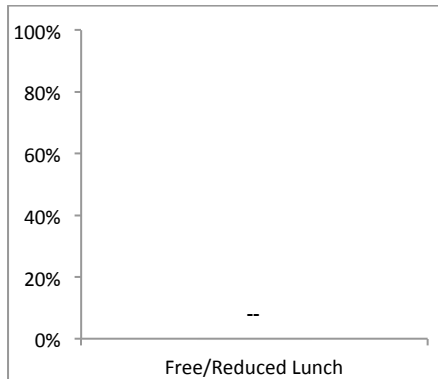
#### Gender



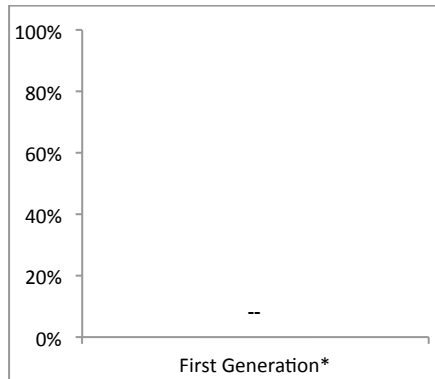
#### Race/Ethnicity



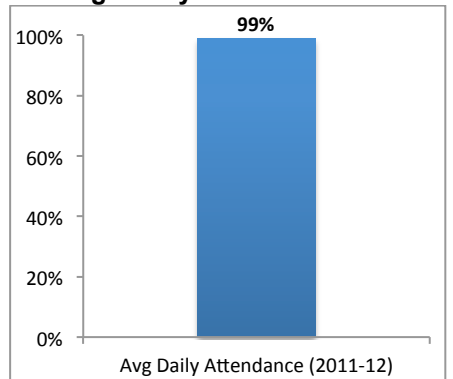
#### Lunch Status



#### First Generation



#### Average Daily Attendance



\*Schools were asked to provide their definition of *First Generation* and the percent of students in this category.  
 School definition: *First in the family to graduate with a college degree.*

- **Students with Limited English Proficiency (LEP): 0%**
- **Students with Disabilities, as defined by IDEA: 0%**

### Administration and Faculty

• Senior school managers	2
• Full-time teachers or guidance counselors	15
• Teachers with 3 or fewer years of teaching experience	0
• Teachers with alternative/additional certification*	1

\**Teachers with alternative/additional certification* includes National Board of Professional Teaching Standards, Teach for America, regional/local alternative certification programs.

## II. Support Services

### Student Supports Programs

Type of Student Support offered	Before school	During school	After school	Evenings	Weekends	Summer	Breaks
Formal Tutoring Program			✓		✓		
AVID		✓					
Advisories		✓					
College Skills Center		✓	✓				
Mentoring			✓				
House							
Bridge Courses/Programs						✓	
College Readiness/Skills, Success Classes						✓	
Cohorts of Students receiving common supports together			✓				
Parallel support courses at the high school for college courses being taken by students							
Test Prep (Graduation)			✓		✓		
Test Prep (SAT, PSAT, ACT)		✓					
Test Prep (College entrance exam)		✓					
Other (please specify)							

### Formal Activities Offered For Parents

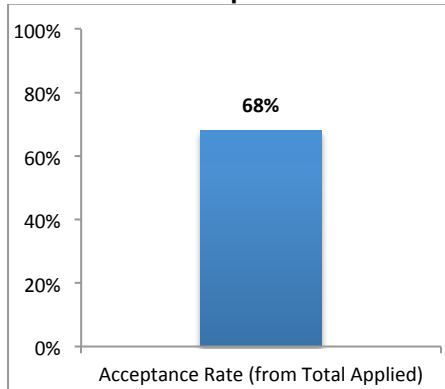
Formal activities are offered for parents.	Yes
• Parent meetings at school	✓
• Meetings between ECS school staff and parents at the parents' home	
• Program to help parents assist students	
• Program to assist parents with academic skills (e.g. GED classes)	
• Program to assist parents with other needs (e.g. social, health)	
• Volunteer opportunities in the school	✓
• College awareness/ Financial aid seminars	✓
• Other	

### III. School Admissions

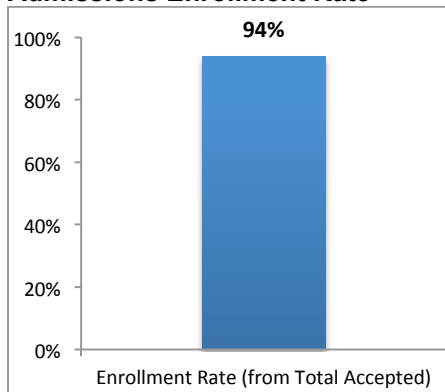
#### Student Admissions Data

• Number of applicants	193
• Number who were accepted	132
• Number who enrolled	124

#### Admissions Acceptance Rate



#### Admissions Enrollment Rate

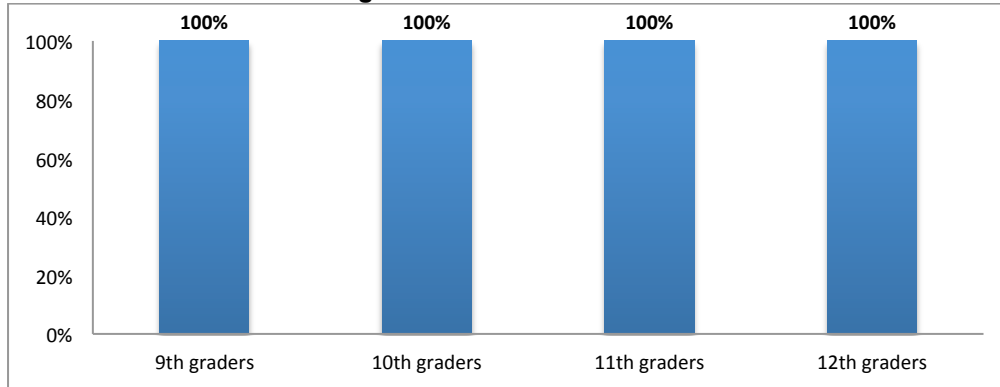


#### Admissions Process

• Did you accept all the students that applied to your school?	No
• Do you use a lottery to select new students?	No
• Do you use student background information (provided through students records, applications, prior school of attendance, and/or letters of reference) to select new students?	Yes
• Do you use anything else to make admissions decisions?	Yes
• Do you use anything else to make admissions decisions? (please specify)	Rubric that includes interview

## IV. College Course-Taking

### Student Enrollment in College Courses



### College Course Instructors (Majority of courses are taught by...)

• High school and postsecondary instructors co-teach courses	
• High school instructors	
• Postsecondary instructors	✓

### College Course Location (Majority of courses are taken...)

• On a two-year college campus	✓
• On a four-year college campus	
• In school's own school building	
• On another school's campus	
• In a non-school building (e.g. office building)	
• Distance Learning	

### College Course Composition

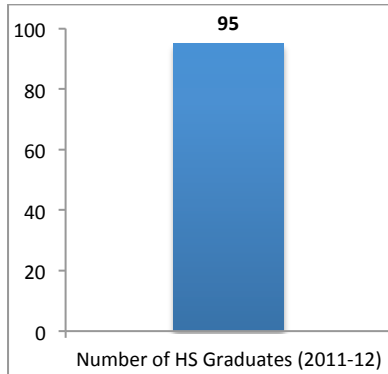
	Primary student enrollment configuration	Some students are enrolled in this way	No students are enrolled in this way
Only ECS students in college classes			✓
Cohorts of ECS students in a class together with other college students		✓	
Groups of ECS students in classes with other college students		✓	
Individual or a few ECS students attending class with other college students	✓		

### Advanced Placement (AP) Classes

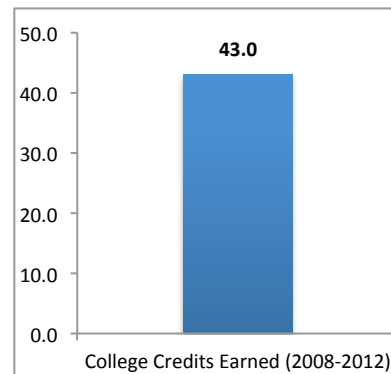
• Does your school offer Advanced Placement (AP) courses?	Yes
• Total number of students who enrolled in and completed at least one AP course in the 2011-2012 school year	248

## V. 2012 High School Graduates

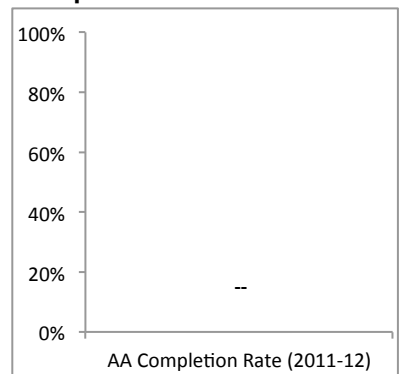
**Number of High School Graduates**



**Average College Credits Earned**



**Associate's Degree Completion Rate\***

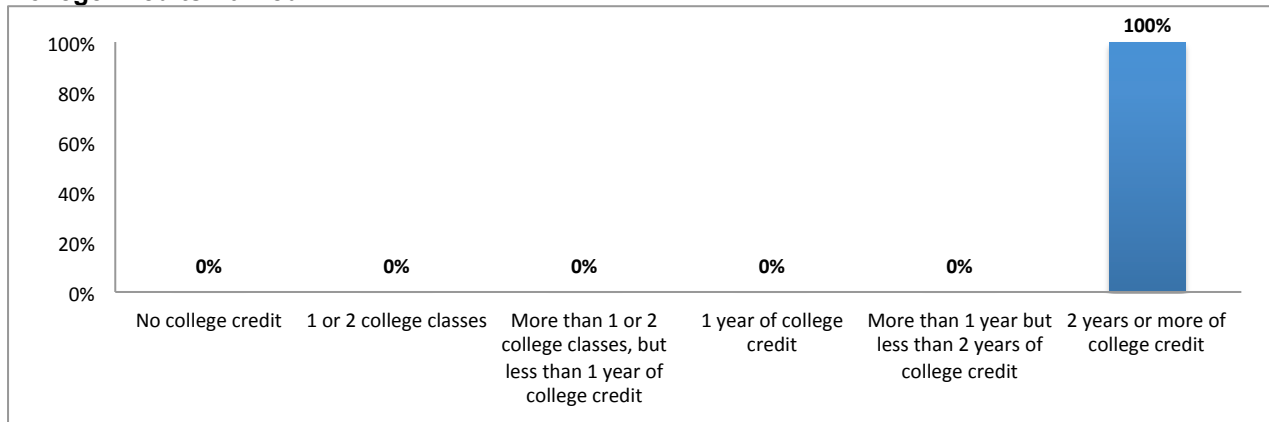


\*AA Completion Rate refers to the number of HS Graduates who earned AA Degree.

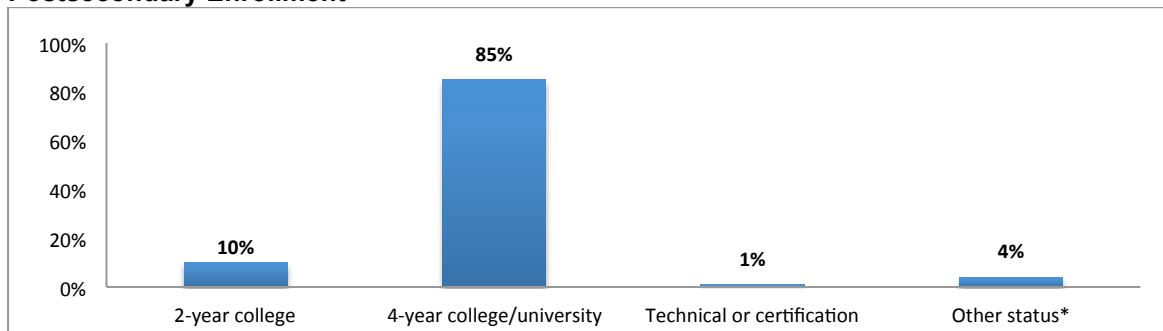
**College Credits Attainable**

Less than 1 year	1 Year	More than 1 year but less than 2 years	2 years	More than 2 years
			✓	

**College Credits Earned**



**Postsecondary Enrollment**



\*Other Status includes: Not enrolled in postsecondary institution but received Associate's degree or certificate; Not enrolled in postsecondary institution and not received Associate's degree or certification; Status unknown.

## VI. College Partnership

### College/University Partner

College/University	Institution Type
Los Angeles Harbor College	Public 2-year

### Partnership Agreement

A formal written partnership agreement (e.g. MOU) exists between school and college.	Yes
--	-----

### College Liaison

There is a college liaison.	Yes
Aside from being the college liaison, the college liaison fills other job roles.	Yes
• College administrator	✓
• College counselor	
• College faculty	
• Other	
College liaison's allocated time for working with the school.	
• Full-time	
• Half-time	
• Quarter-time	
• No time specifically allocated	✓
• Other	